



## IS ESA RELATIONSHIP THE TOOL IN SEARCHING FOR INTERSTELLAR HETEROCYCLES?



E. E. Etim<sup>1\*</sup>, E. J. Inyang<sup>2</sup>, O. A. Ushie<sup>1</sup>, I. E. Mbakara<sup>3</sup>, C. Andrew<sup>1</sup> and U. Lawal<sup>1</sup>

<sup>1</sup>Department of Chemical Sciences, Federal University Wukari, Taraba State, Nigeria

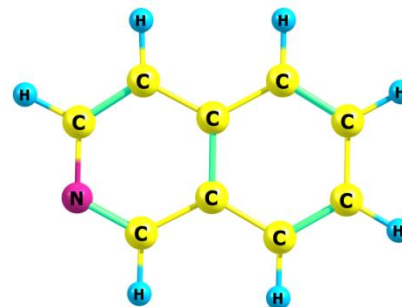
<sup>2</sup>Department of Pure & Industrial Chemistry University of Nigeria, Nsukka

<sup>3</sup>Department of Chemistry, University of Ibadan, Oyo State, Nigeria

Corresponding author: [emmaetim@gmail.com](mailto:emmaetim@gmail.com)

Received: August 18, 2017 Accepted: October 02, 2017

**Abstract:** Because of their importance in biological systems, in our understanding of the solar system and in other applications, seven heterocycles; furan, imidazole, pyridine, pyrimidine, pyrrole, quinoline and isoquinoline have been astronomically searched for in different molecular clouds with only the upper limits in the range of  $4 \times 10^{12}$  to  $2.8 \times 10^{21} \text{ cm}^{-2}$  determined for their column densities in all the cases without any successful detection. Bothered by their unsuccessful detection, the energy, stability and abundance (ESA) relationship existing among interstellar molecules has been applied to examine if these heterocycles were the best candidates for astronomical searches in terms of interstellar abundance in relation to other isomers of each group. High level quantum chemical calculations have been used to determine accurate enthalpies of formation for 67 molecules from different isomeric groups of these heterocycles. From the results, all the 7 heterocycles so far searched are the best candidates for astronomical observations as they are molecules with the least enthalpies of formation in their respective groups and by extension, the most stable and probably the most abundant species in ISM. They remain the best possible molecules among other heterocycles to be observed soon with improved sensitivity of astronomical instruments, precise rest frequencies and proper choice of astronomical sources.



**Keywords:** Abundance, astrochemistry, heterocycles, interstellar medium

### Introduction

Despite the broad overlap of the different branches in chemical sciences which has hampered the clear division of these branches, heterocycles have emerged as a unique division in organic chemistry with vast applications and importance in diverse areas. Simply put, they are compounds containing at least one atom of carbon and at least one element other than carbon (which could be oxygen, sulphur or nitrogen), within a ring structure. Generally, organic ring compounds are known to play fundamental roles in terrestrial biochemistry and are believed to have been important ingredients in the earth's prebiotic chemistry. From the astrobiology and prebiotic chemistry perspectives, heterocycles are fundamental building blocks of biological systems as formation subunits of deoxyribonucleic acid (DNA) and ribonucleic acid (RNA). Medically, they are constituents of most drugs currently used as anti-HIV, antifungal, antimicrobial, antimalarial, antidiabetic, herbicidal, fungicidal, antibiotic, antidepressant, and antitumor agents (Dua *et al.*, 2011; Valverde & Torroba, 2005). Industrially, they are used as dyes, brightening, information storage and analytical agents. Heterocycles are also useful in other research areas such as polymer chemistry (as conjugated polymers), inorganic and supra molecular chemistry (as coordination compounds).

The presence of these molecules in carbonaceous chondrites suggests that molecules of biological interest could be formed in non-terrestrial environment through abiotic pathway. It is well known that many of the molecules found in meteorites originated in the interstellar or circumstellar medium. That the heterocycles have been detected in the meteorites is a further confirmatory test of their presence in ISM. Polymerization of small molecules such as ethyne ( $\text{C}_2\text{H}_2$ ) and the incorporation of N-atoms via the substitution of ethyne by cyanic acid is considered as a possible formation route for the N-heterocycles. Both ethyne and cyanic acid are well known interstellar molecules with good abundance; hence the above

formation route is very plausible (Ricca *et al.*, 2001; Nuevo *et al.*, 2012; Botta & Bada 2012; Snyder & Buhl, 1971; Ridgway *et al.*, 1976; Lacy *et al.*, 1989).

Molecular formation processes in ISM are largely thermodynamically controlled, kinetics plays a role in very few cases; this fact is well shown to be true by the Energy, Stability and Abundance (ESA) Relationship existing among interstellar molecules. According to the ESA relationship, "Interstellar abundances of related (isomers) species are directly proportional to their stabilities in the absence of the effect of interstellar hydrogen bonding" (Etim & Arunan, 2016). Isomerism is playing a vital role interstellar chemistry; astronomical observation of an isomer is always a pointer to the presence of other isomers though not yet detected, since isomers are believed to have a common precursor for their formation (Hollis *et al.*, 2005). The concept of isomerism can therefore be used to demystify some astronomical issues.

Seven heterocycles furan, imidazole, pyridine, pyrimidine, pyrrole, quinoline and isoquinoline are currently listed as non-detected interstellar molecules ([http://www.astrochymist.org/astrochymist\\_nondetections.html](http://www.astrochymist.org/astrochymist_nondetections.html)) as a result of the unsuccessful astronomical searches for these molecules in different astronomical sources. The searches only yielded upper limits in the range of  $4 \times 10^{12}$  to  $2.8 \times 10^{21} \text{ cm}^{-2}$  determined for their column densities in all the cases without any successful detection. This has resulted in questions like; were these heterocycles the best candidates for astronomical searches? Are there isomers that would have been better options for astronomical searches? In other to address these questions, we have considered 67 isomers from the six isomeric groups where these 7 heterocycles belong. High quantum chemical calculations have been applied to determine accurate enthalpies of formation for each of these isomers.

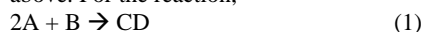
### Computational details

The quantum chemical calculations reported in this work were carried out using the Gaussian 09 suite of programs (Frisch *et*

al., 2009). By definition, the standard enthalpy of formation ( $\Delta_f H^0$ ) of any molecule is the enthalpy change of the reaction by which it is formed from its constituent's elements. Among the different composite quantum chemical methods that are now used to accurately predict thermochemistry data, the G4 method has been found to be very effective in predicting enthalpy of formation values to chemical accuracy in many molecules as reported in literatures (Curtiss *et al.*, 2007a,b; Etim and Arunan, 2016). The reported values of the enthalpies of formation of all the molecules considered in this study were calculated from their atomization energies from the same level of theory (G4). For this calculation, the zero-point corrected standard enthalpies of formation of all the molecules considered in this study were calculated from the optimized geometries of the molecules at the level of theory mentioned above. The structures were found to be stationary with no imaginary frequency through harmonic vibrational frequency calculations.

#### Atomization energies and enthalpy of formation

The atomization energies represented as  $D_0$  (since it is sometimes synonymously referred to as the total dissociation energies) were evaluated using the calculated values of energies (sum of electronic and zero-point energy corrections) with the methods described in the computational methods above. For the reaction,



The expression for computing the atomization energy of the molecule (CD) is given as Equation 2;

$$\sum D_0(CD) = 2E_0(A) + E_0(B) - E_0(CD) \quad (2)$$

In calculating the enthalpy of formation ( $\Delta_f H^0$ ) at 0 K for all the molecules reported in this study, the experimental values of standard enthalpy of formation of elements C, H, O, and N reported in literature (Curtiss *et al.*, 1997) were used.

The enthalpy of formation at 0 K is calculated using the expression in Equation 3:

$$\Delta_f H^0(CD, 0K) = 2\Delta_f H^0(A, 0K) + \Delta_f H^0(B, 0K) - \sum D_0(CD) \quad (3)$$

The enthalpy of formation at 298 K is calculated using the expression in Equation 4:

$$\Delta_f H^0(CD, 298K) = \Delta_f H^0(CD, 0K) + (H_{CD}^0(298K) - H_{CD}^0(0K)) - [2\{H_A^0(298K) - H_A^0(0K)\} + \{H_B^0(298K) - H_B^0(0K)\}] \quad (4)$$

**Table 1: Experimental  $\Delta_f H^0(0K)$ , of elements and  $H^0(298K) - H^0(0K)$**

From equation 4,  $H_{CD}^0(298K) - H_{CD}^0(0K)$  is defined as  $H_{corr} - E_{zpe}$ . Where  $H_{corr} = E_{tot} + k_B T$  and  $E_{tot} = E_t + E_r + E_v + E_e$  (Etim & Arunan, 2015).

### Results and Discussion

The reported enthalpies of formation in this study are in kcal/mol and at 298.15K. The results obtained from the 6 different isomeric groups where these 7 heterocycles belong are presented (in tables and figures) and discussed accordingly.

#### *C<sub>3</sub>H<sub>4</sub>N<sub>2</sub> isomers*

Table 1 presents the optimized structures and enthalpies of formation for the 13 isomers of the  $C_3H_4N_2$  isomeric group in decreasing order of enthalpy of formation. This isomeric group consists of important biological molecules; the imidazole ring structure occurs in fundamental biological

molecules such as histidine (an amino acid) and purines; imidazolium and pyrazolium-based ionic surface are now receiving attention of researches as good materials for biosensing; pyrazole and its derivatives are important constituents of many drugs because of their muscle relaxing, antidiabetic, analgesic, anti-inflammatory, and other biological activities (Irvine *et al.*, 1981; Noe & Fowden, 1959; Ratelet *et al.*, 2013).

As important as the  $C_3H_4N_2$  isomers are, only imidazole has been astronomically searched for (Irvine *et al.* 1981; Dezafrat *et al.*, 1971). In accordance with the ESA relationship, among the isomers of  $C_3H_4N_2$  isomeric group, imidazole has least enthalpy of formation (Table 1) as compared to other isomers of the group and as such it is expected to be the most stable isomer of the group and probably the most abundant isomer of the  $C_3H_4N_2$  group in the interstellar medium (ISM). The astronomical search of imidazole in the SgrB2 molecular cloud only lead to an upper limit of the order of  $10^{15} \text{ cm}^{-2}$  determined for its column density in SgrB2 (Dezafrat *et al.*, 1971). Irvine *et al.* (1981) reported the upper limit in the range of 0.6 to  $100 \times 10^{13} \text{ cm}^{-2}$  for the column density of imidazole in different astronomical sources. Both searches could not yield any successful detection of imidazole in ISM. In comparison to other isomers of the group, imidazole remains the most potent candidates for astronomical observation being the most stable and probably the most abundant isomer of the group in ISM. With the range of upper limit so far determined for its column density, its astronomical observation will require highly sensitive astronomical instruments, more precise transition frequencies and appropriate choice of astronomical sources.

Figure 1 shows the plot of the enthalpy of formation for the various isomers of  $C_3H_4N_2$  with the astronomically searched isomer indicated with green while the non-astronomically searched isomers are indicated with red. It is crystal clear from the plot that the only astronomically searched isomer is also the isomer with the least enthalpy of formation, making it the best choice for astronomical observation. This shows the direct application of the ESA relationship as a tool in searching for interstellar molecules.

#### *C<sub>5</sub>H<sub>5</sub>N isomers*



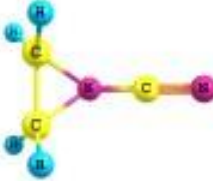
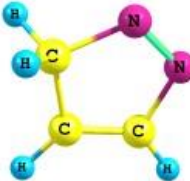
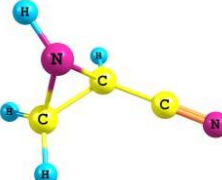
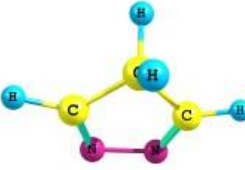

Azafulvene is an inseparable partner in pyrrole chemistry, having been postulated as an intermediate in the nucleophilic substitution reaction at the 2-pyrrolylmethyl position. The structure of 1-cyanobicyclo[1.1.0]butane makes it a choice monomer in polymer chemistry. Pyridine has a long-familiar history of applications in the biological and chemical systems (Setsune *et al.* 2006; Linnell 1960; Pearson & Williams 1953). Broadly speaking, all the isomers of the  $C_5H_5N$  (Table 2 and Fig. 2) group have important applications in diverse areas. However, when it comes to astronomical observations, other parameters are very crucial. These include energy, stability and interstellar abundance which are the components of the ESA relationship. Three different sets of scientists have reported unsuccessful searches for pyridine from different astronomical sources (Batchelor *et al.* 1973; Simon and Simon 1973; Charnley *et al.*, 2005). Upper limits in the range of  $7.3 \times 10^{12}$  to  $2.5 \times 10^{15} \text{ cm}^{-2}$  have been determined for the column abundance of pyridine in the different astronomical sources searched.

The optimized structures and enthalpies of formation for the different isomers of  $C_5H_5N$  isomeric group are shown in Table while Fig. 2 depicts the plot of the enthalpies of formation for these isomers. The wide difference between the enthalpy of formation of the most stable isomer; pyridine, which is also the only astronomically searched isomer (indicated with green) and the other isomers which have not been astronomically searched (indicated with red) is well pictured in Fig. 2. In conformity with the ESA relationship, pyridine is

the only isomer of the group that has been astronomically searched. Pyridine is undisputedly the best candidate for astronomical observation in comparison with other isomers of this group. It has the least enthalpy of formation; hence it is more stable and probably more abundant in ISM than other isomers of the group. The successful astronomical observation

of pyridine is a function time with the current rapid development in astronomical and spectroscopic equipments that will culminate into better sensitivity of astronomical instruments and more accurate rest frequencies.

**Table 1: Structure and  $\Delta_f H^\circ$  for  $C_3H_4N_2$  isomers**

Molecule	Structure	Enthalpy of formation (kcal/mol)
Diazocyclopropane		91.710
Pyrazolium		86.986
1-Azaridinecarbonitrile		65.786
3H-Pyrazole		63.298
2-Azaridinecarbonitrile		62.042
4H-Pyrazole		59.291
Imidazolium		53.781

Methylamino acetonitrile		50.649
3-iminopropanenitrile		44.297
2-aminoacrylonitrile		43.493
Pyrazole		36.958
3-aminoacrylonitrile		35.805
<b>Imidazole</b>		<b>26.641</b>

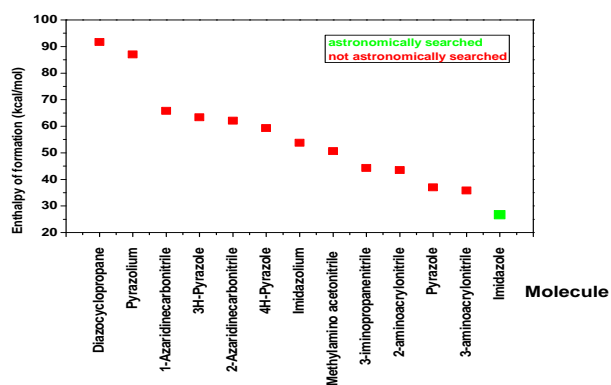
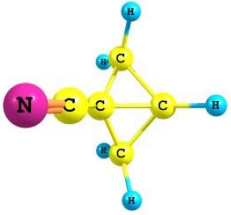
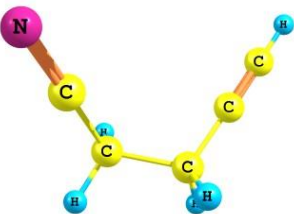

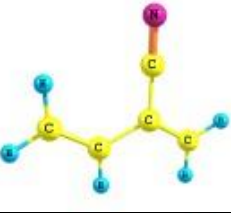
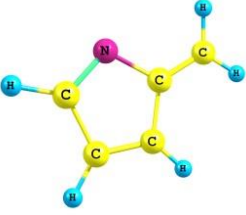
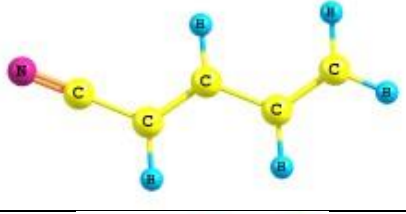



Fig. 1: Plot showing the  $\Delta_f H^0$  for  $C_3H_4N_2$  isomers

Table 2: Structure and  $\Delta_f H^\circ$  for  $C_5H_5N$  isomers

Molecule	Structure	Enthalpy of formation (kcal/mol)
1-cyanobicyclo[1.1.0]butane		84.175
4-cyano-1-butyne		77.420
2,4-cyclopentadiene-1-imine		61.170
2-methylene-3-butenitrile		58.171
Azafulvene		56.062
1-cyano-1,3-butadiene		55.518
Pyridine		28.737

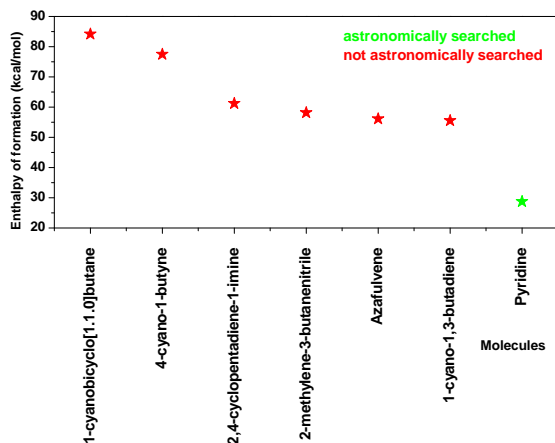

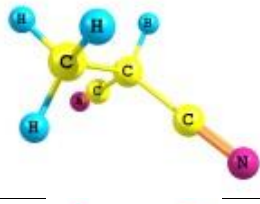




Fig. 2: Plot showing the  $\Delta_f H^0$  for C<sub>5</sub>H<sub>5</sub>N isomers

Table 3: Structure and  $\Delta_f H^0$  for C<sub>4</sub>H<sub>4</sub>N<sub>2</sub> isomers

Molecule	Structure	Enthalpy of formation (kcal/mol)
1,2-diisocyanoethane		92.445
1,3-butadiene-1,4-diimine		88.011
4-amino-2-butyne nitrile		83.014
Iminopyrrole		62.267
2-methylene-2H-imidazole		60.147

Pyridazine		59.052
1,1-dicyanoethane		54.713
Pyrazine		41.006
Pyrimidine		37.114

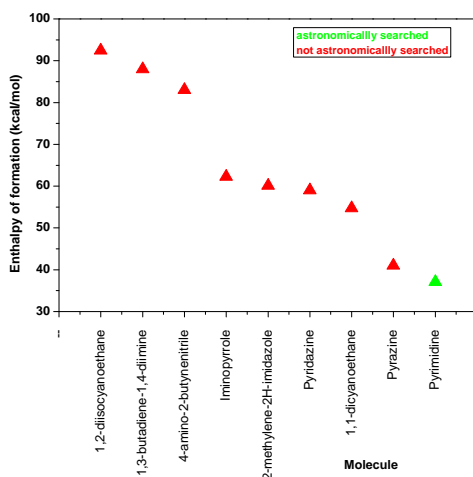


Fig. 3: Plot showing the  $\Delta_f H^0$  for C<sub>4</sub>H<sub>4</sub>N<sub>2</sub> isomers

#### C<sub>4</sub>H<sub>4</sub>N<sub>2</sub> isomers

The enthalpy of formation calculated with the G4 method employed in this study for the different isomers of the C<sub>4</sub>H<sub>4</sub>N<sub>2</sub> isomeric group and their optimized structures are presented in Table 3. Despite the importance of all the isomers of this group, only pyrimidine has been astronomically searched for in different molecular clouds. The choice for the astronomical search of pyrimidine at the expense of other is easily understood from the ESA relationship. Pyrimidine has the least enthalpy of formation as compared to other isomers of

the group and as such it is expected to be more stable and probably more abundant in the interstellar space than other isomers of the group. Fig. 3 nicely displays the enthalpy of formation of these isomers with the astronomically searched isomer which is also the isomer with the least enthalpy of formation indicated with green while others are indicated with red.

The astronomical searches for pyrimidine in different molecular clouds yielded upper limits of  $1.7 \times 10^{14} \text{ cm}^{-2}$  for SgrB2(N),  $2.4 \times 10^{14} \text{ cm}^{-2}$  for Orion KL and  $3.4 \times 10^{14} \text{ cm}^{-2}$  for

W51e1/e2 as column abundance determined for pyrimidine in the respective molecular clouds (Kuan *et al.*, 2003), without any successful detection. Among all the isomers of this group, pyrimidine remains the most possible molecule for astronomical observation in the nearest future.

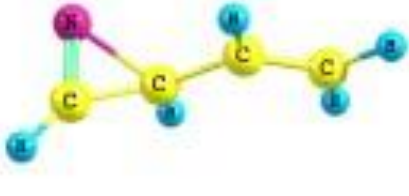
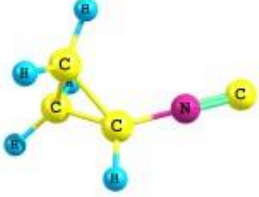
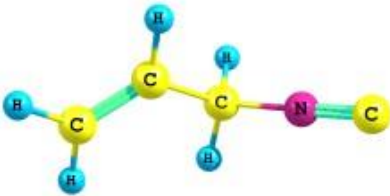


**C<sub>4</sub>H<sub>5</sub>N isomers**

Eleven isomers of the C<sub>4</sub>H<sub>5</sub>N isomeric group with their corresponding optimized structures and enthalpies of formation calculated with the G4 method are shown in Table 4. These isomers are widely studied in different research areas because of their various applications. Most of them are extensively used in organic synthesis, e.g., pyrrole, ally cyanide etc. Ally cyanide is a good cross-linking agent in some polymers. It has also been proposed as an additive in propylene carbonate-based electrolytes for graphite anode to prevent exfoliation of the anode via film-forming. In biological systems, ally cyanide has been shown to induce antioxidant and detoxification enzymes (Segall & Zare, 1988; Deniau *et al.*, 1992; Tani *et al.*, 2004, 2008). As much as these isomers are important in various aspects, when it comes to astronomical searches, other parameters emerge as the



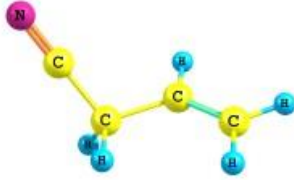
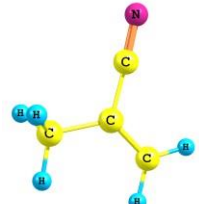
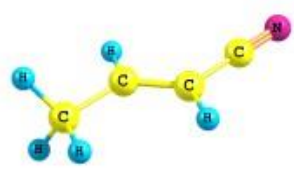

priority. These are the energy, stability and interstellar abundance as described in the ESA relationship.

Just as in the previous cases discussed above, the only astronomically searched isomer of this group; pyrrole is also the isomer with the least enthalpy of formation as compared to other isomers of the group. Astronomical searches for pyrrole have been reported by two groups of scientists (Kutner *et al.*, 1980; Myers *et al.*, 1980), with the upper limits in the range of 3 to 10 \*10<sup>13</sup> cm<sup>-2</sup> for SgrB2 and 4\*10<sup>12</sup> cm<sup>-2</sup> for TMC determined for the column density of pyrrole in the respective astronomical sources without any successful detection of pyrrole. In the plot of the enthalpy of formation of these isomers (Fig. 4), the astronomically searched isomer; pyrrole (indicated with green), is conspicuously different from the other isomers (indicated with red) in terms of the magnitude of the enthalpy of formation. Among all the isomers of this group, pyrrole still remains as the most potent candidate for astronomical observation being the most stable and probably the most abundant isomer of the group in ISM.

**Table 4: Structure and Δ<sub>f</sub>H<sup>0</sup> for C<sub>4</sub>H<sub>5</sub>N isomers**

Molecule	Structure	Enthalpy of formation (kcal/mol)
2-vinyl-2H-azirene		78.561
Isocyanocyclopropane		65.289
Ally isocyanide		61.986
N-vinylethyleneimine		60.971
Cyanocyclopropane		43.605



2H-pyrrole		40.051
3H-pyrrole		40.049
Ally cyanide		39.742
2-cyanopropene		34.031
2-butenitrile		32.787
<b>Pyrrole</b>		<b>24.094</b>

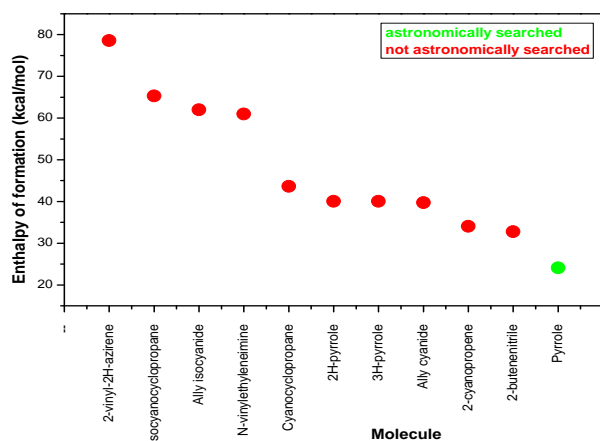
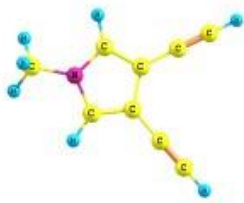

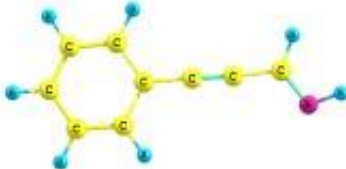
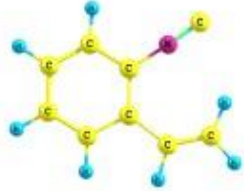
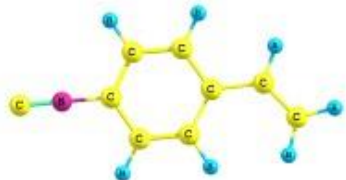



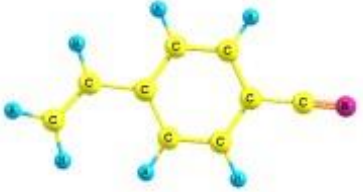

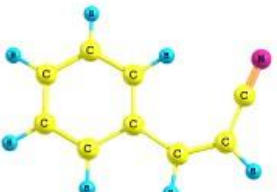
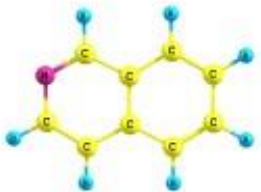
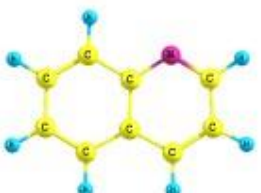


Fig. 4: Plot showing the  $\Delta H^{\circ}$  for C<sub>4</sub>H<sub>5</sub>N isomers

Table 5: Structure and  $\Delta_f H^\circ$  for  $C_9H_7N$  isomers

Molecule	Structure	Enthalpy of formation (kcal/mol)
3,4-diethynyl-1-methyl-1H-pyrrole		136.304
2,5-diethynyl-1-methyl-1H-pyrrole		133.40
3-phenyl-2-propyn-1-imine		98.259
1-isocyano-2-vinyl-benzen		89.268
1-isocyano-4-vinyl-benzene		87.015
Bicyclo[4.2.0]1,3,5-triene-7-carbonitrile		82.259
Atroponitrile		68.951
3-vinylbenzonitrile		67.432

4-vinylbenzonitrile		66.918
3-methylene-3H-indole		66.643
Cyanostyrene		66.518
Isoquinoline		45.956
Quinoline		44.781

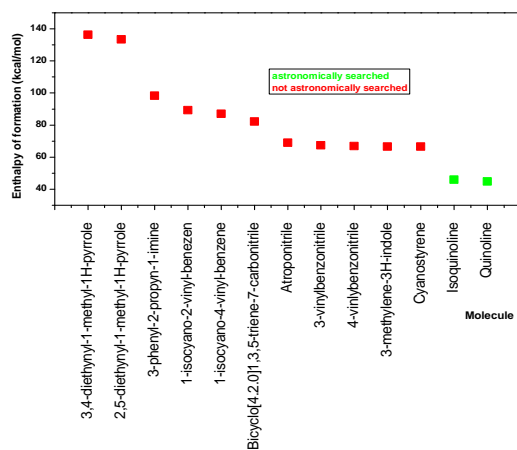

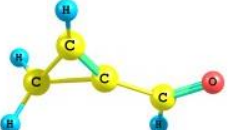
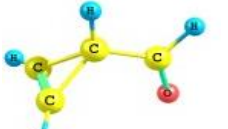
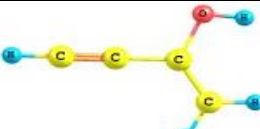
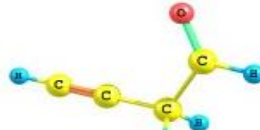
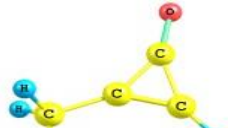
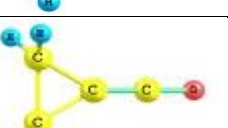
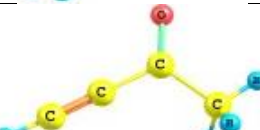

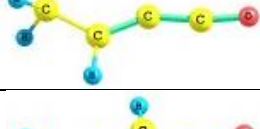
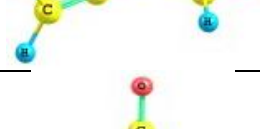
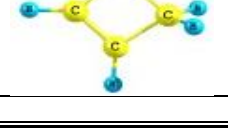
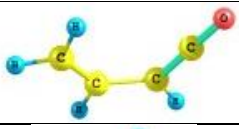



Fig. 5: Plot showing the  $\Delta H^0$  for  $C_9H_7N$  isomers

Table 6: Structure and  $\Delta_f H^\circ$  for  $C_4H_4O$  isomers

Molecule	Structure	Enthalpy of formation (kcal/mol)
Ethynoxyethene		46.776
Cyclopropene-1-carbaldehyde		39.853
2-Cyclopropene-1-carbaldehyde		38.781
1-buten-3-yn-2-ol		30.702
But-3-ynal		24.553
2-methyl-2-cyclopropenemethanone		21.003
Cyclopropylenemethanone		19.320
3-butyn-2-one		18.218
2-butylnal		17.161
1,2-butadienal		13.283
2,3-butadienal		13.116
2-cyclobutene-1-one		9.180

Vinylketene		3.563
Furan		-9.261

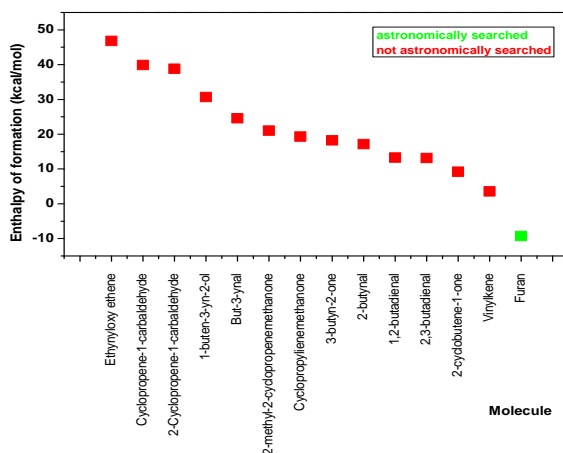


Fig. 6: Plot showing the  $\Delta_f H^0$  for  $C_4H_4O$  Isomers

### $C_9H_7N$ isomers

Unlike in the previous cases where only one isomer has been astronomically searched for from each isomeric group, in the  $C_9H_7N$  isomeric group, 2 isomers have been astronomically searched. *Will this group still follow the ESA relationship?* Table 5 gives the optimized structures and enthalpies of formation for the 13 isomers of the  $C_9H_7N$  isomeric group. These isomers are well studied for their diverse applications in several fields.

With respect to astronomical searches, the trend is the same as those discussed above. Quinoline and its closest chemically related isomer, isoquinoline are the only two isomers of this group that have been astronomically searched. As listed in Table 5, these two isomers are also the isomers with the least enthalpies of formation in comparison with other isomers of the group and as such are expected to be the most stable and probably the most abundant isomers of the group in ISM. Charley *et al.* (2005) reported unsuccessful astronomical searches for quinoline and isoquinoline in three different astronomical sources with upper limits in the range of  $1.9 \times 10^{13}$  to  $1.2 \times 10^{18} \text{ cm}^{-2}$  for quinoline and  $2.9 \times 10^{13}$  to  $2.8 \times 10^{21} \text{ cm}^{-2}$  for isoquinoline determined for their column densities in the different molecular clouds searched. Fig. 5 shows the plot of the enthalpies of formation of these isomers. Though yet to be successfully observed in ISM, quinoline and isoquinoline remain the most likely isomers for astronomical observation from this group of isomers. They will probably require more sensitive astronomical tools, accurate rest frequencies and excellent choice of astronomical sources for their observations.

### $C_4H_4O$ isomers

All our discussions so far (from subsections 3.1 to 3.5) have been on one type of heterocycles; the N-heterocycles. It will

be good to see if the ESA relationship is also used as a tool in searching for other heterocycles not only N-heterocycles as seen thus far. The  $C_4H_4O$  isomeric group contains oxygen rather than nitrogen as in the previous groups. The enthalpies of formation for 14 isomers of this group calculated with the G4 method and the optimized structures of these isomers are presented in Table 6.

The trend is exactly the same as discussed for the N-heterocycles. Furan is the only astronomically searched isomer of this group, it is also the isomer with the least enthalpy of formation with marked difference in magnitude even with the next isomer; vinylketene. This is well pictured in Fig. 6. Furan's stability and its expected interstellar abundance in comparison with other isomers of the group warranted its astronomical searches. Dezafrat *et al.* (1971) and Kutner *et al.* (1980) have reported unsuccessful searches for furan in different astronomical sources. The upper limits determined for the column density of furan in Orion A and SgB2 are  $7 \times 10^{13} \text{ cm}^{-2}$  and  $2 \times 10^{16} \text{ cm}^{-2}$ , respectively. Furan remains a sure candidate for astronomical observation as compared to every other isomer of the  $C_4H_4O$  group. Fig. 6 nicely depicts the plot of the standard enthalpies of formation for the  $C_4H_4O$  isomers with the astronomically searched isomer, furan indicated in green while others are shown in red.

### Conclusion

All the heterocyclic molecules that have so far been searched for in different astronomical sources have been examined in relation to their isomers using high level chemical quantum calculation. There has not been any successful astronomical observation of any of these molecules; they remain the best candidates for astronomical observation in their respective groups. This is because; all the heterocycles so far searched

for are the ones with the least enthalpy of formation in their respective isomeric groups and as such are the most stable and probably the most abundant in ISM. Their delayed successful astronomical observation could be due to several factors; low resistant to photodissociation, large partition function, low abundance in ISM, etc. The astronomical observation of these molecules will demand more sensitive astronomical equipments, precise transition frequencies, proper choice of astronomical sources, among others. The consistency of the choice of these heterocycles for astronomical searches in each of the groups in accordance with the ESA relationship has led to the question; Is ESA relationship the tool in searching for interstellar heterocycles?

#### Acknowledgement

The lead author acknowledges a research fellowship from the Indian Institute of Science, Bangalore.

#### References

- Batchelor RA, Brook JW, Godfrey PD & Brown RD 1973. A Search for Interstellar Molecular Lines in the Frequency Range 8.6 to 9.2 GHz. *Aust. J. Phys.*, 26: 557.
- Botta O & Bada JL 2012. Extraterrestrial organic compounds in meteorites. *Surveys in Geophysics*, 23:411–467.
- Charnley SB, Kuan Y, Huang H et al. 2005. Astronomical searches for nitrogen heterocycles. *Advances in Space Research*, 36: 137.
- Curtiss LA, Raghavachari K, Redfern PC & Pople JA 1997. Assessment of Gaussian-2 and density functional theories for the computation of enthalpies of formation. *J. Chem. Phys.*, 106: 1063.
- Curtiss LA, Redfern PC & Raghavachari K 2007a. Gaussian-4 theory using reduced order perturbation theory. *J. Chem. Phys.*, 126: 084 – 108.
- Curtiss LA, Redfern PC & Raghavachari K 2007b. Gaussian-4 theory using reduced order perturbation theory. *J. Chem. Phys.*, 127: 124105.
- Deniau G, Lecayon G, Viel P, Hennico G & Delhalle J 1992. Comparative study of acrylonitrile, 2-butenenitrile, 3-butenenitrile, and 2-methyl-2-propenenitrile electropolymerization on a nickel cathode. *Langmuir*, 8(1): 267.
- Dezafrá RL, Thaddeus P, Kutner M et al. 1971. Search for interstellar pyrrole and furan. *ApL*, 10: 1.
- Dua R, Shrivastava S, Sonwane SK & Srivastava SK 2011. Pharmacological significance of synthetic heterocycles scaffold: A review. *Advances in Biological Research*, 5(3): 120-144.
- Etim EE, Gorai P, Das A & Arunan E 2017. Interstellar protonated molecular species. *Advances in Space Research*, 60: 709-721.
- Etim EE & Arunan E 2017. C<sub>5</sub>H<sub>9</sub>N isomers: Pointers to possible branched chain interstellar molecules. *Advances in Space Research*, 59(4): 1161-1171.
- Etim EE, Gorai P, Das A, Chakrabati SK & Arunan E 2016. C<sub>5</sub>H<sub>9</sub>N Isomers: Pointers to possible branched chain interstellar molecules. *The Astrophysical Journal*, 832: 144.
- Etim EE & Arunan E 2016. Interstellar isomeric species: Energy, stability and abundance relationship. *EPJ-P*, 131: 448.
- Etim EE & Arunan E 2015. C<sub>5</sub>H<sub>9</sub>N Isomers: Pointers to possible branched chain interstellar molecules. *Planex News Letter*, 5(2): 16.
- Frisch MJ, Trucks GW, Schlegel HB et al. 2009. Expanding the limits of computational chemistry. G09: RevC.01, Gaussian, Inc., Wallingford CT.
- Hollis JM, Kaiser RI, Bernath P, Osamura Y, Petrie S & Mebel AM 2005. In Proc. International Astrophysical Union symposium No. 231, 227.
- Irvine WM, Eilder J, Hjalmarsen A et al. 1981. Observations of SO<sub>2</sub> and HCS<sup>+</sup> in cold molecular clouds. *A & A*, 97: 192.
- Kutner ML, Machnik DE, Tucker KD & Dickman RL 1980. Search for interstellar pyrrole and furan. *The Astrophysical Journal*, 242: 541.
- Kuan Y, Yan C & Charnley SB 2003. A search for interstellar pyrimidine. *Mon. Not. R. Soc.*, 345: 650.
- Lacy JH, Evans II NJ & Achtermann JM 1989. Discovery of interstellar acetylene. *The Astrophysical Journal*, 342: L43.
- Linnell R 1960. Dissociation constants of 2-substituted pyridines. *Journal of Organic Chemistry*, 25(2): 290.
- Myers PC, Thaddeus P & Linke RA 1980. A search for interstellar pyrrole - Evidence that rings are less abundant than chains. *The Astrophysical Journal*, 241: 155.
- Noe FF & Fowden F 1959. Alpha-Amino-beta-(pyrazolyl-N) propionic acid: a new amino-acid from *Citrullus vulgaris* (water melon). *Nature* 184: 69–70.
- Nuevo M, Milam SN & Sandford SA 2012. Nucleobases and prebiotic molecules in organic residues produced from the ultraviolet photo-irradiation of pyrimidine in NH(3) and H(2)O+NH(3) ices. *Astrobiology*, 12(4): 295-314.
- Pearson RG & Williams FV 1953. Rates of Ionization of Pseudo Acids. V. Steric Effects in the Base-catalyzed Ionization of Nitroethane. *Journal of the American Chemical Society*. 75 (13):3073.
- Ratel M, Provencher-Girard A & Zhao SS 2013. Imidazolium-based ionic liquid surfaces for biosensing. *Anal. Chem.*, 85(12): 57–70.
- Ricca A, Bauschlicher CW & Bakes ELO 2001. A computational study of the mechanisms for the incorporation of a nitrogen atom into polycyclic aromatic hydrocarbons in the Titan Haze. *Icarus*, 154: 516–521.
- Ridgway ST, Hall DB, Wojslaw JM, Kleinmann SG & Weinberger DA 1976. Circumstellar acetylene in the infrared spectrum of IRC+ 10216. *The Astrophysical Journal*, 464: 345.
- Segall J & Zare RN 1988. Overtone-induced isomerization of allylisocyanide. *J. Chem. Phys.*, 89(9): 5704.
- Setsune J, Tanabe A, Watanabe J & Maeda S 2006. Synthesis of bis(azafulvenes) by dehydration of hydroxymethylpyrrole derivatives. *Org. Biomol. Chem.*, 4: 2247.
- Simon MN & Simon M 1973. Search for interstellar Acrylonitrile, pyrimidine and pyridine. *The Astrophysical Journal*, 184: 757.
- Snyder LE & Buhl D 1971. Observations of Radio emission from interstellar hydrogen cyanide. *The Astrophysical Journal*, 163: L47.
- Tanii H, Higashi T, Nishimura F, Higuchi Y & Saijoh K 2008. Effects of cruciferous allyl nitrile on Phase 2 antioxidant and detoxification enzymes. *Medical Science Monitor*, 14(10): 189–192.
- Tanii H, Takayasu T, Higashi T, Leng S & Saijoh K 2004. Allylnitrile: Generation from cruciferous vegetables and behavioral effects on mice of repeated exposure. *Food and Chemical Toxicology*, 42: 453–458.
- Valverde MG & Torroba T 2005. Sulphur-nitrogen heterocycles. *Molecules*, 10: 318-320.